



- For installation on wall corners
- Space provided for an electrical connector
- Colorful covers, including fluorescent
- Possibility of continuing the light line in the corner
- Clean line of light

## APPLICATION

- warning lighting and corner protection

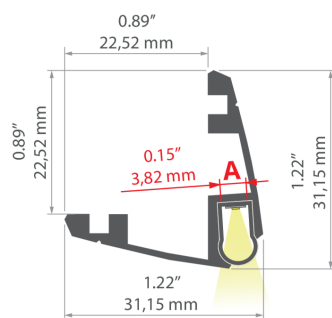
## MOUNTING

- to the corner using glue

## ADDITIONAL INFORMATION

- standard lengths of KLUŠ profiles and covers: 1000 mm (tolerance  $\pm 1.5$  mm) and 2005 mm / 3010 mm (tolerance + 5 mm); for selected covers: 6050 mm, 10050 mm (tolerance + 5 mm)
- when choosing a different length of profiles / covers than available in the standard, you should additionally choose the cutting service at KLUŠ

## TECHNICAL DRAWING




## TECHNICAL SPECIFICATIONS


Material	aluminum
Possible fixture IP	20, 65
Possible fixture shapes	linear
Length	78.7"
Width	1.2"
Height	1.2"
LED gluing width A	0.2"
Number of LED strips A (0.31" wide)	0
Possibility of obtaining a line of light	yes
Building type	Commercial, Retail, Outdoor
Facility zone	communication routes and corridors, parking lot and garage, driveways, entrances and gates
The cover is cut to the length of the profile	yes
Can be easily connected into runs	yes
Warning lighting	yes
Wire out back of extrusion	yes

Color	Ref
■ black anodized	A06885A07_2
■ silver anodized	A06885A_2


## SAMPLE PROJECTS



## RELATED ACCESSORIES > COVERS

NAME	MATERIAL	MATERIAL TRANSMITTANCE	COLOR	REF.
Cover BENCO-5	 <b>NEW</b>	silicon	light grey	B17002Y
			orange	B17002R
			phosphorescent	B17002N

## RELATED ACCESSORIES > END CAPS

NAME	MATERIAL	COLOR	REF.
 <b>NEW</b>	ABS	black	C20015C07
		gray	C20015C02

## RELATED ACCESSORIES > RELATED LED > FLEXIBLE LED FIXTURE



**KWP-3SL-0480-24**  
KWP-3SL-0480-24